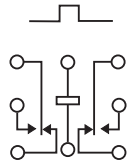


Double Pole, Electrically Held, 1 Amp and Less (Continued)

HC, HCD, HCS, HCSD

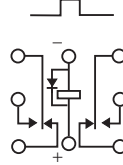


HC, HCS
Standard / Sensitive
.100 Grid Commercial Relay



Terminal View

HCD, HCSD
Standard / Sensitive
.100 Grid Diode Suppressed
Commercial Relay



Terminal View

Product Facts

- Hermetically sealed
- Mounting pads
- Excellent RF switching

Product Facts

- Suppression diode
- Hermetically sealed
- Mounting pads
- Excellent RF switching

Electrical Characteristics

Contact Arrangement —
 2 Form C (DPDT)

Contact Material —
 Stationary —
 Gold/platinum/palladium/silver alloy (gold plated)
 Moveable —
 Gold/platinum/palladium/silver alloy (gold plated)

Contact Resistance —
 Before Life — 100 milliohms max. (measured @ 10 mA @ 6 Vdc)
 After Life — 200 milliohms max. (measured @ 1 A @ 28 Vdc)

Mechanical Life Expectancy —
 1 million operations

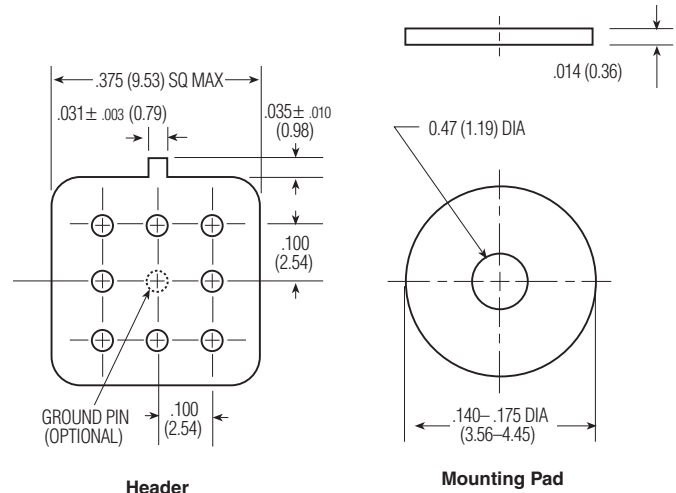
Coil Voltage —
 5 to 26.5 Vdc (HC/HCD)
 5 to 48 Vdc (HCS/HCSD)

Coil Power —
 HC/HCD — 660 mW max. @ 25°C
 HCS/HCSD — 565 mW max. @ 25°C

Duty Cycle — Continuous

Pick-up Voltage — Approximately 70% of nominal coil voltage

Pick-up Sensitivity —
 HC/HCD — 180 mW max. @ 25°C
 HCS/HCSD — 90 mW max. @ 25°C



Contact Ratings

| Contact Load | Type | Operations Min. |
|----------------------------------|-------------------------------|-----------------|
| 1.0 A @ 28 Vdc | Resistive | 100,000 |
| 250 mA @ 115 Vac, 60 Hz & 400 Hz | Resistive (Case not grounded) | 100,000 |
| 100 mA @ 115 Vac, 60 Hz & 400 Hz | Resistive | 100,000 |
| 0.2 A @ 28 Vdc | Inductive (0.32 Henry) | 100,000 |
| 0.1 A @ 28 Vdc | Lamp | 100,000 |
| 30 μA @ 50 mVdc | Low Level | 1,000,000 |

Double Pole, Electrically Held, 1 Amp and Less (Continued)

HC, HCD, HCS, HCSD

(Continued)

Operating Characteristics

Timing —

- Operate Time —
- HC/HCD — 4.0 ms max.
- HCS/HCSD — 6.0 ms max.
- Release Time —
- HC — 3.0 ms max.
- HCS — 3.0 ms max.
- HCD — 6.0 ms max.
- (suppression diode)
- HCSD — 7.5 ms max.
- (suppression diode)

Dielectric Withstanding Voltage —

- Between Open Contacts —
- 350 Vrms 60 Hz
- Between Adjacent Contacts —
- 350 Vrms 60 Hz
- Between Contacts & Coil —
- 350 Vrms 60 Hz

Insulation Resistance —

1,000 megohms @ 500 Vdc

Standard Coil Data

| | Nom. Coil Voltage (Vdc) | Coil Resistance in Ohms ±20% @ 25°C | Pickup Voltage Vdc (Max.) @ 25°C | Nom. Coil Power (mW) @ 25°C | Max. Coil Voltage | Coil Desig. |
|----------|-------------------------|-------------------------------------|----------------------------------|-----------------------------|-------------------|-------------|
| HC/HCD | 5.0 | 64 | 3.8 | 391 | 5.8 | 5 |
| | 6.0 | 98 | 4.9 | 367 | 8.0 | 6 |
| | 9.0 | 220 | 7.0 | 368 | 12.0 | 9 |
| | 12.0 | 400 | 9.0 | 360 | 16.0 | 12 |
| | 18.0 | 880 | 14.0 | 368 | 24.0 | 18 |
| | 26.5 | 1,600 | 18.0 | 439 | 32.0 | 26 |
| | HCS/HCSD | | | | | |
| HCS/HCSD | 5.0 | 100 | 3.5 | 250 | 7.5 | 5 |
| | 6.0 | 200 | 4.5 | 180 | 10.0 | 6 |
| | 9.0 | 400 | 6.8 | 203 | 15.0 | 9 |
| | 12.0 | 800 | 9.0 | 180 | 20.0 | 12 |
| | 18.0 | 1,600 | 13.5 | 203 | 30.0 | 18 |
| | 26.5 | 3,200 | 18.0 | 219 | 40.0 | 26 |
| | 36.0 | 6,500 | 24.0 | 199 | 57.0 | 36 |
| | 48.0 | 11,000 | 32.0 | 209 | 75.0 | 48 |

Environmental Characteristics

Temperature Range —

-55°C to +85°C

Weight —

- HC/HCD —
- 0.09 oz. (2.55 gms)
- HCS/HCSD —
- 0.15 oz. (4.30 gms)

Vibration Resistance —

10 G's, 10 to 500 Hz

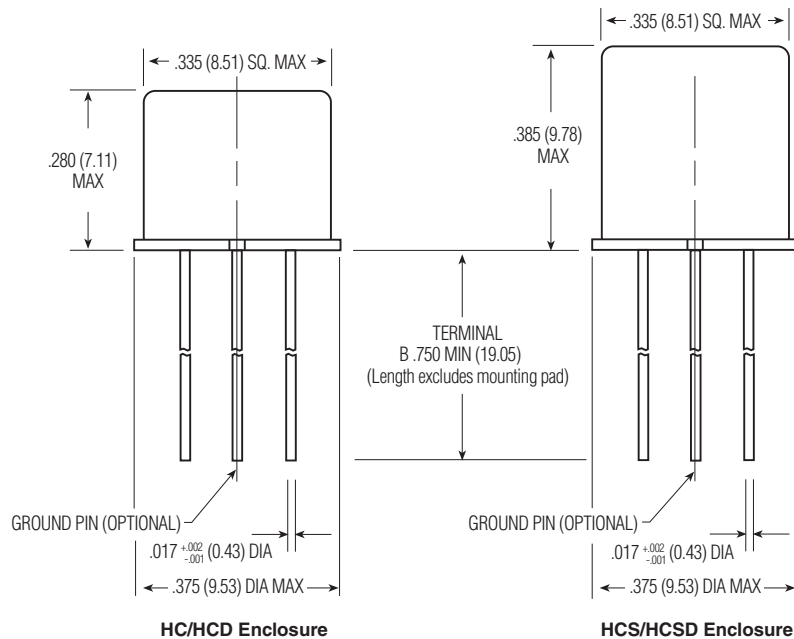
Shock Resistance —

30 G's, 6 ±1 ms

Semiconductor Characteristics

Diode —

- 100 Vdc peak inverse voltage (PIV)
- 1.0 Vdc max. transient voltage



Ordering Instructions

Catalog-selected Relays: The catalog number is derived by choosing the proper CODE for each of the relay characteristics in the order in which the codes are listed.

Specifying a Part Number Example:

| Type | Diodes | Ground Pin | Mounting Pads | Coils | Terminals |
|------|--------|------------|---------------|-------|-----------|
| HC | D | X | 3 | -26 | B |